

Opening Your Pitt OneDrive on a UPMC Computer

When you try to open your Pitt OneDrive and you get the access denied error, it is usually because you are trying to go through a browser that your UPMC credentials are automatically saved in. There are two ways to get around this issue. One is a browser that is not your primary, and that doesn't have UPMC credentials saved, or incognito mode through your browser.

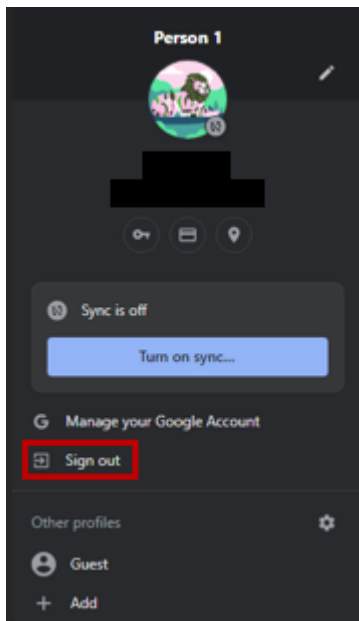
Alternate Browser Way:

One way you can easily log into your browser is by using Microsoft Edge for **only UPMC** and Google Chrome for your **Pitt**, since when you log into Edge it will automatically connect your UPMC Account. The way you can get around this is by:

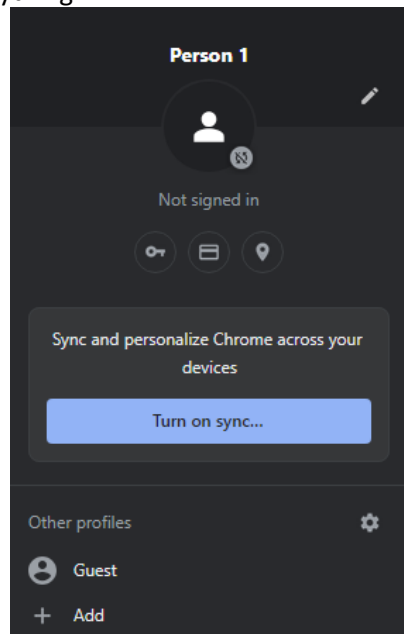
- Open Google Chrome
- Make sure you are not logged into UPMC by clicking the **Profile Icon** near the top right of the browser window.



- If it has your **UPMC Account** in the profile field click **Sign out**, but if it shows **Person 1** or your **Pitt Username**, then you don't need to do anything.



Logged in to a Profile.



No Profile is logged in.

- Go to Office.com
- Log in with your Pitt Credentials and you should now be able to access your Pitt OneDrive through Google Chrome.

Incognito Mode:

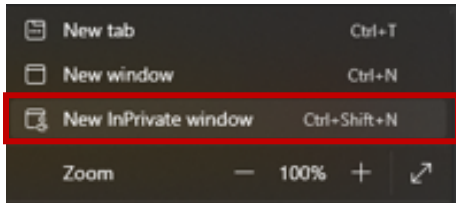
Incognito mode will let you use one browser but it won't save your login info so you will have to type out your log in every time you open it this way. I will outline how to access incognito mode in each browser.

Microsoft Edge:

Select the **3 dots** next to your profile.



Select **New InPrivate window** from the list.



Google Chrome:

Select the 3 dots next to your profile.



Select **New Incognito window** from the list.

